

IRS VERIFICATION OF NON-FILING LETTER HELP SHEET

Why is this document required?

If your financial aid award is selected for a process called verification, and you and/or your parent(s) did not file taxes for the 2015 tax year, the Department of Education requires you to submit an IRS transcript titled *Verification of Non-Filing Letter* to your educational institution.

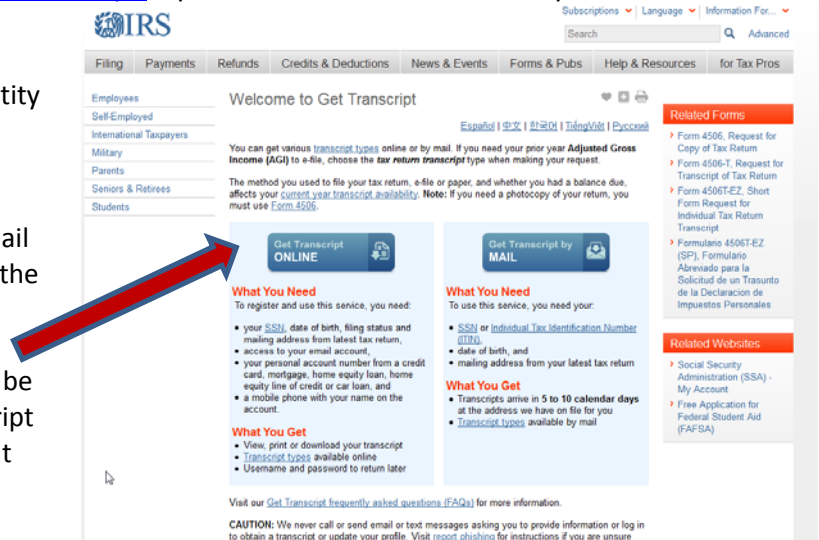
This document provides proof that the IRS has no record of a filed Form 1040, 1040A or 1040EZ for the tax year you requested. It does not indicate whether you were required to file a return for that year.

How do I obtain the IRS Verification of Non-Filing Letter for submission?

There are three options available for obtaining the IRS *Verification of Non-Filing Letter*:

1. **ONLINE** at <https://www.irs.gov/individuals/get-transcript>, if you have verifiable credit history.

- Click “Get Transcript Online”.
- Follow the instructions to verify your identity if you haven’t used this service before.
- As you proceed through the screens, a confirmation code will be sent to your email address. You will need that code to enter the next screen.
- If the code you entered matches, you will be prompted to select the reason the transcript is needed. Please select Higher Ed/Student Aid and the tax year.
- If you are unable to view, print, or download your document online, you will have to request the *Verification of Non-Filing Letter* by mail or by phone.




First Time Users

If this is the first time you are using this online service, we will need to verify your identity before we proceed.

[GET STARTED >](#)

2. **PHONE** the IRS Help Line at 1-800-829-1040.

Follow the prompts to request the *IRS Verification of Non-Filing Letter*.



Returning Users

Log in below if you've previously registered through any of the following applications:

- Get Transcript
- Identity Protection PIN (IP PIN)
- Online Payment Agreement (OPA)
- ePostcard

Username

Mask Username

[LOG IN >](#)

[Forgot Username](#)

WARNING! By accessing and using this government computer system, you are consenting to system monitoring for purposes. Unauthorized use of, or access to, this computer system may subject you to criminal prosecution and pe

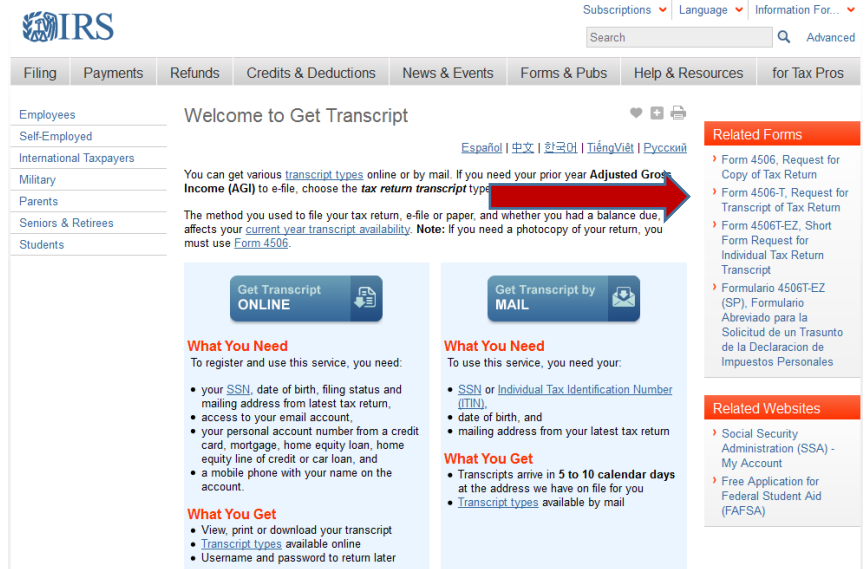
IRS VERIFICATION OF NON-FILING LETTER HELP SHEET

3. **MAIL or FAX** by completing [Form 4506-T](#). If the previous link does not work, the 4506-T is available at <https://www.irs.gov/individuals/get-transcript> in the “Related Forms” sidebar on the right side of the screen.

➤ Then click the Form 4506-T

Tips for filling out the 4506-T:

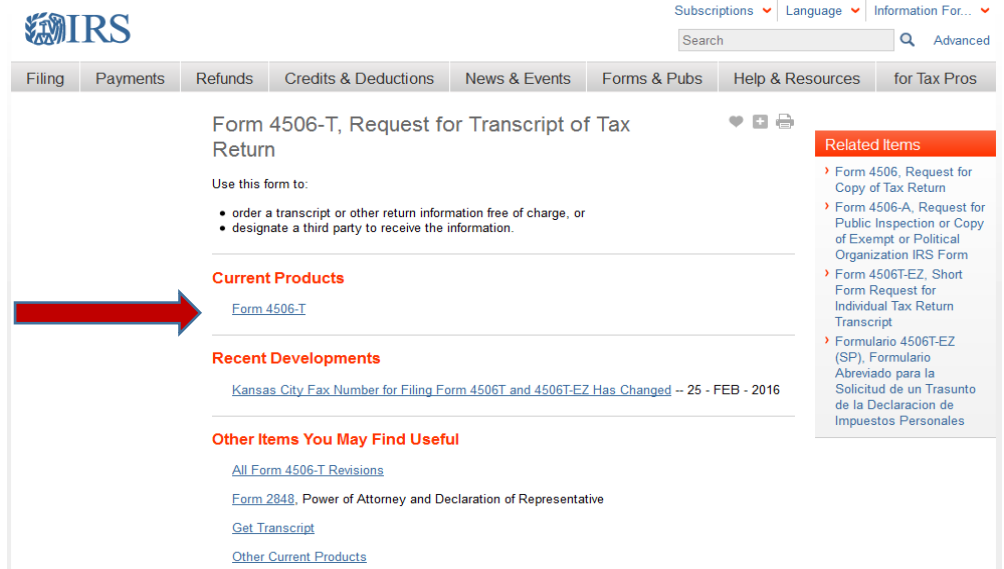
- At the top of the form it asks for the “Name shown on the Tax Return” (1a). Use an individual’s legal name (as shown on their Social Security Card) if they have never filed a tax return.
- Have the Non-Filing Letter mailed to you. The letter can be sent to a third party, however, it is not successful.
- Check box 7 to indicate Verification of Non-Filing
- Year or period requested (9) should be 12/31/2015



➤ Mail or fax the completed form to the IRS*. The Non-filing letter will be mailed to you in approximately 5-10 business days.

Is there a cost to me to request the Non-Filing Letter?

No, the IRS provides the Verification of Non-Filing Letter service for free.



Example

Request for Transcript of Tax Return

Form **4506-T**

(Rev. September 2015)
Department of the Treasury
Internal Revenue Service

- ▶ Do not sign this form unless all applicable lines have been completed.
- ▶ Request may be rejected if the form is incomplete or illegible.
- ▶ For more information about Form 4506-T, visit www.irs.gov/form4506t.

OMB No. 1545-1872

Tip. Use Form 4506-T to order a transcript or other return information free of charge. See the product list below. You can quickly request transcripts by using our automated self-help service tools. Please visit us at IRS.gov and click on "Get a Tax Transcript..." under "Tools" or call 1-800-908-9946. If you need a copy of your return, use **Form 4506, Request for Copy of Tax Return**. There is a fee to get a copy of your return.

1a Name shown on tax return. If a joint return, enter the name shown first. Hokie Bird	1b First social security number on tax return, individual taxpayer identification number, or employer identification number (see instructions) 000-00-1234
2a If a joint return, enter spouse's name shown on tax return.	2b Second social security number or individual taxpayer identification number if joint tax return
3 Current name, address (including apt., room, or suite no.), city, state, and ZIP code (see instructions)	
4 Previous address shown on the last return filed if different from line 3 (see instructions)	
5 If the transcript or tax information is to be mailed to a third party (such as a mortgage company), enter the third party's name, address, and telephone number. DO NOT USE	

Caution: If the tax transcript is being mailed to a third party, ensure that you have filled in lines 6 through 9 before signing. Sign and date the form once you have filled in these lines. Completing these steps helps to protect your privacy. Once the IRS discloses your tax transcript to the third party listed on line 5, the IRS has no control over what the third party does with the information. If you would like to limit the third party's authority to disclose your transcript information, you can specify this limitation in your written agreement with the third party.

6 Transcript requested. Enter the tax form number here (1040, 1065, 1120, etc.) and check the appropriate box below. Enter only one tax form number per request. ▶

a Return Transcript, which includes most of the line items of a tax return as filed with the IRS. A tax return transcript does not reflect changes made to the account after the return is processed. Transcripts are only available for the following returns: Form 1040 series, Form 1065, Form 1120, Form 1120-A, Form 1120-H, Form 1120-L, and Form 1120S. Return transcripts are available for the current year and returns processed during the prior 3 processing years. Most requests will be processed within 10 business days

b Account Transcript, which contains information on the financial status of the account, such as payments made on the account, penalty assessments, and adjustments made by you or the IRS after the return was filed. Return information is limited to items such as tax liability and estimated tax payments. Account transcripts are available for most returns. Most requests will be processed within 10 business days

c Record of Account, which provides the most detailed information as it is a combination of the Return Transcript and the Account Transcript. Available for current year and 3 prior tax years. Most requests will be processed within 10 business days

7 Verification of Nonfiling, which is proof from the IRS that you **did not** file a return for the year. Current year requests are only available after June 15th. There are no availability restrictions on prior year requests. Most requests will be processed within 10 business days

8 Form W-2, Form 1099 series, Form 1098 series, or Form 5498 series transcript. The IRS can provide a transcript that includes data from these information returns. State or local information is not included with the Form W-2 information. The IRS may be able to provide this transcript information for up to 10 years. Information for the current year is generally not available until the year after it is filed with the IRS. For example, W-2 information for 2011, filed in 2012, will likely not be available from the IRS until 2013. If you need W-2 information for retirement purposes, you should contact the Social Security Administration at 1-800-772-1213. Most requests will be processed within 10 business days

Caution: If you need a copy of Form W-2 or Form 1099, you should first contact the payer. To get a copy of the Form W-2 or Form 1099 filed with your return, you must use Form 4506 and request a copy of your return, which includes all attachments.

9 Year or period requested. Enter the ending date of the year or period, using the mm/dd/yyyy format. If you are requesting more than four years or periods, you must attach another Form 4506-T. For requests relating to quarterly tax returns, such as Form 941, you must enter each quarter or tax period separately.

| 12 / 31 / 2015 | / / | / / | / /

Caution: Do not sign this form unless all applicable lines have been completed.

Signature of taxpayer(s). I declare that I am either the taxpayer whose name is shown on line 1a or 2a, or a person authorized to obtain the tax information requested. If the request applies to a joint return, at least one spouse must sign. If signed by a corporate officer, 1 percent or more shareholder, partner, managing member, guardian, tax matters partner, executor, receiver, administrator, trustee, or party other than the taxpayer, I certify that I have the authority to execute Form 4506-T on behalf of the taxpayer. **Note:** For transcripts being sent to a third party, this form must be received within 120 days of the signature date.

Signatory attests that he/she has read the attestation clause and upon so reading declares that he/she has the authority to sign the Form 4506-T. See instructions.

Phone number of taxpayer on line 1a or 2a

▶ **SIGN HERE** | **12/1/2016**

Signature (see instructions) | Date

▶ **Sign Here** | Title (if line 1a above is a corporation, partnership, estate, or trust)

▶ Spouse's signature | Date

Section references are to the Internal Revenue Code unless otherwise noted.

Future Developments

For the latest information about Form 4506-T and its instructions, go to www.irs.gov/form4506t. Information about any recent developments affecting Form 4506-T (such as legislation enacted after we released it) will be posted on that page.

General Instructions

Caution: Do not sign this form unless all applicable lines have been completed.

Purpose of form. Use Form 4506-T to request tax return information. You can also designate (on line 5) a third party to receive the information. Taxpayers using a tax year beginning in one calendar year and ending in the following year (fiscal tax year) must file Form 4506-T to request a return transcript.

Note: If you are unsure of which type of transcript you need, request the Record of Account, as it provides the most detailed information.

Tip. Use Form 4506, Request for Copy of Tax Return, to request copies of tax returns.

Automated transcript request. You can quickly request transcripts by using our automated self-help service tools. Please visit us at IRS.gov and click on "Get a Tax Transcript..." under "Tools" or call 1-800-908-9946.

Where to file. Mail or fax Form 4506-T to the address below for the state you lived in, or the state your business was in, when that return was filed. There are two address charts: one for individual transcripts (Form 1040 series and Form W-2) and one for all other transcripts.

If you are requesting more than one transcript of other product and the chart below shows two different addresses, send your request to the address based on the address of your most recent return.

Chart for individual transcripts (Form 1040 series and Form W-2 and Form 1099)

If you filed an individual return and lived in:	Mail or fax to:
Alabama, Kentucky, Louisiana, Mississippi, Tennessee, Texas, a foreign country, American Samoa, Puerto Rico, Guam, the Commonwealth of the Northern Mariana Islands, the U.S. Virgin Islands, or A.P.O. or F.P.O. address	Internal Revenue Service RAIVS Team Stop 6716 AUSC Austin, TX 73301
Alaska, Arizona, Arkansas, California, Colorado, Hawaii, Idaho, Illinois, Indiana, Iowa, Kansas, Michigan, Minnesota, Montana, Nebraska, Nevada, New Mexico, North Dakota, Oklahoma, Oregon, South Dakota, Utah, Washington, Wisconsin, Wyoming	512-460-2272
Connecticut, Delaware, District of Columbia, Florida, Georgia, Maine, Maryland, Massachusetts, Missouri, New Hampshire, New Jersey, New York, North Carolina, Ohio, Pennsylvania, Rhode Island, South Carolina, Vermont, Virginia, West Virginia	Internal Revenue Service RAIVS Team Stop 6705 P-6 Kansas City, MO 64999
	816-292-6102

Chart for all other transcripts

If you lived in or your business was in:	Mail or fax to:
Alabama, Alaska, Arizona, Arkansas, California, Colorado, Florida, Hawaii, Idaho, Iowa, Kansas, Louisiana, Minnesota, Mississippi, Montana, Nebraska, Nevada, New Mexico, North Dakota, Oklahoma, Oregon, South Dakota, Texas, Utah, Washington, Wyoming, a foreign country, American Samoa, Puerto Rico, Guam, the Commonwealth of the Northern Mariana Islands, the U.S. Virgin Islands, or A.P.O. or F.P.O. address	Internal Revenue Service RAIVS Team P.O. Box 9941 Mail Stop 6734 Ogden, UT 84409
Connecticut, Delaware, District of Columbia, Georgia, Illinois, Indiana, Kentucky, Maine, Maryland, Massachusetts, Michigan, New Hampshire, New Jersey, New York, North Carolina, Ohio, Pennsylvania, Rhode Island, South Carolina, Tennessee, Vermont, Virginia, West Virginia, Wisconsin	801-620-6922
	Internal Revenue Service RAIVS Team P.O. Box 145500 Stop 2800 F Cincinnati, OH 45250
	859-669-3592

Line 1b. Enter your employer identification number (EIN) if your request relates to a business return. Otherwise, enter the first social security number (SSN) or your individual taxpayer identification number (ITIN) shown on the return. For example, if you are requesting Form 1040 that includes Schedule C (Form 1040), enter your SSN.


Line 3. Enter your current address. If you use a P.O. box, include it on this line.

Line 4. Enter the address shown on the last return filed if different from the address entered on line 3.

Note: If the addresses on lines 3 and 4 are different and you have not changed your address with the IRS, file Form 8822, Change of Address. For a business address, file Form 8822-B, Change of Address or Responsible Party — Business.

Line 6. Enter only one tax form number per request.

Signature and date. Form 4506-T must be signed and dated by the taxpayer listed on line 1a or 2a. If you completed line 5 requesting the information be sent to a third party, the IRS must receive Form 4506-T within 120 days of the date signed by the taxpayer or it will be rejected. Ensure that all applicable lines are completed before signing.

 You must check the box in the signature area to acknowledge you have the authority to sign and request the information. The form will not be processed and returned to you if the box is unchecked.

Individuals. Transcripts of jointly filed tax returns may be furnished to either spouse. Only one signature is required. Sign Form 4506-T exactly as your name appeared on the original return. If you changed your name, also sign your current name.

Corporations. Generally, Form 4506-T can be signed by: (1) an officer having legal authority to bind the corporation, (2) any person designated by the board of directors or other governing body, or (3) any officer or employee on written request by any principal officer and attested to by the secretary or other officer. A bona fide shareholder of record owning 1 percent or more of the outstanding stock of the corporation may submit a Form 4506-T but must provide documentation to support the requester's right to receive the information.

Partnerships. Generally, Form 4506-T can be signed by any person who was a member of the partnership during any part of the tax period requested on line 9.

All others. See section 6103(e) if the taxpayer has died, is insolvent, is a dissolved corporation, or if a trustee, guardian, executor, receiver, or administrator is acting for the taxpayer.

Note: If you are Heir at law, Next of kin, or Beneficiary you must be able to establish a material interest in the estate or trust.

Documentation. For entities other than individuals, you must attach the authorization document. For example, this could be the letter from the principal officer authorizing an employee of the corporation or the letters testamentary authorizing an individual to act for an estate.

Signature by a representative. A representative can sign Form 4506-T for a taxpayer only if the taxpayer has specifically delegated this authority to the representative on Form 2848, line 5. The representative must attach Form 2848 showing the delegation to Form 4506-T.

Privacy Act and Paperwork Reduction Act Notice. We ask for the information on this form to establish your right to gain access to the requested tax information under the Internal Revenue Code. We need this information to properly identify the tax information and respond to your request. You are not required to request any transcript; if you do request a transcript, sections 6103 and 6109 and their regulations require you to provide this information, including your SSN or EIN. If you do not provide this information, we may not be able to process your request. Providing false or fraudulent information may subject you to penalties.

Routine uses of this information include giving it to the Department of Justice for civil and criminal litigation, and cities, states, the District of Columbia, and U.S. commonwealths and possessions for use in administering their tax laws. We may also disclose this information to other countries under a tax treaty, to federal and state agencies to enforce federal nontax criminal laws, or to federal law enforcement and intelligence agencies to combat terrorism.

You are not required to provide the information requested on a form that is subject to the Paperwork Reduction Act unless the form displays a valid OMB control number. Books or records relating to a form or its instructions must be retained as long as their contents may become material in the administration of any Internal Revenue law. Generally, tax returns and return information are confidential, as required by section 6103.

The time needed to complete and file Form 4506-T will vary depending on individual circumstances. The estimated average time is: **Learning about the law or the form**, 10 min.; **Preparing the form**, 12 min.; and **Copying, assembling, and sending the form to the IRS**, 20 min.

If you have comments concerning the accuracy of these time estimates or suggestions for making Form 4506-T simpler, we would be happy to hear from you. You can write to:

Internal Revenue Service
Tax Forms and Publications Division
1111 Constitution Ave. NW, IR-6526
Washington, DC 20224

Do not send the form to this address. Instead, see *Where to file* on this page.